




Measurement for printing & cutting of panels

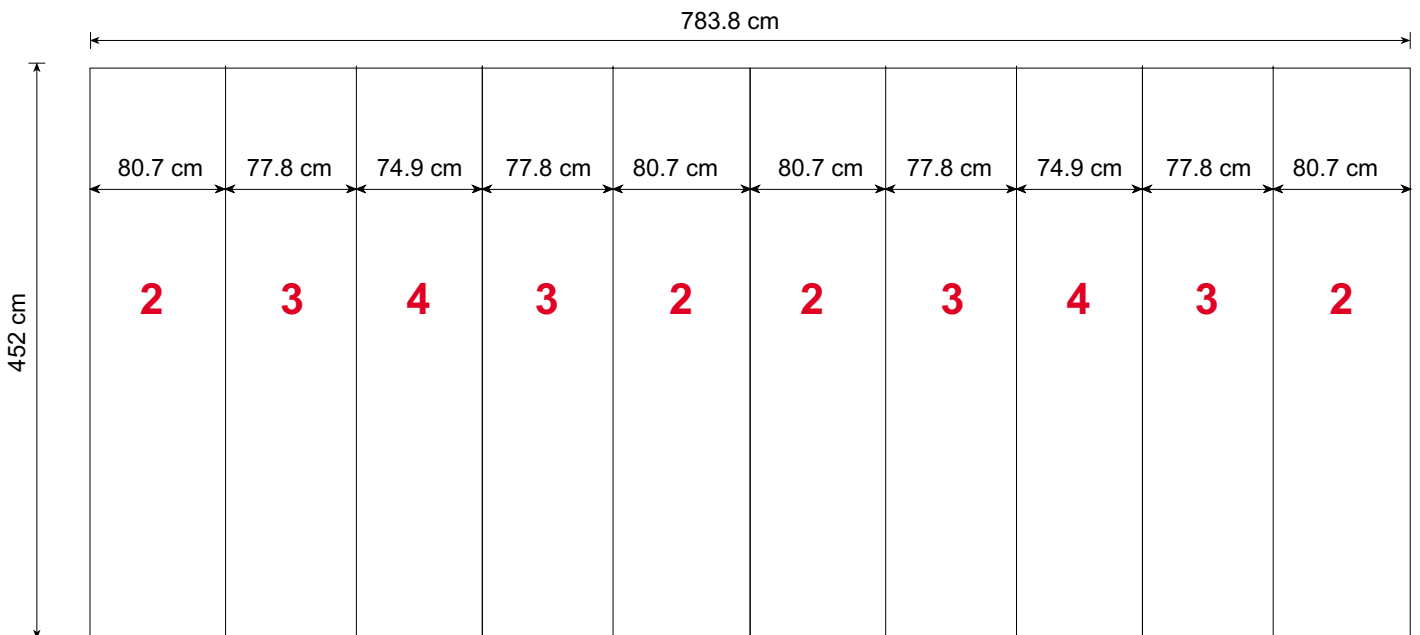
Metric / cm

Tower unit shape T₁₂ 450 cm

Tower unit shape T ₁₂ 450 cm				T ₁₂ 
Panel no.	Quantity	Height	Width	
2	4	452 cm	80.7 cm	
3	4	452 cm	77.8 cm	
4	2	452 cm	74.9 cm	
Total printing panels		10		ItemNo. 8947

The panels fit into two MB EGO Plastic Hard case.

Panel Area: 35 m²



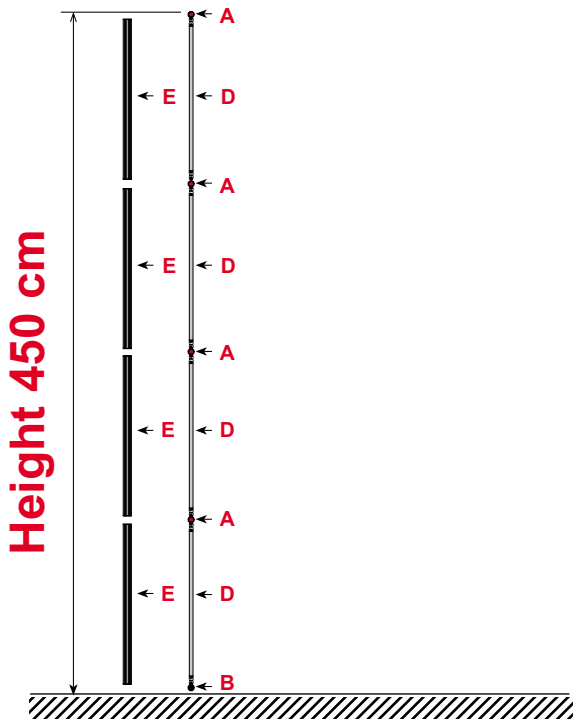


Assembly information

Metric / cm

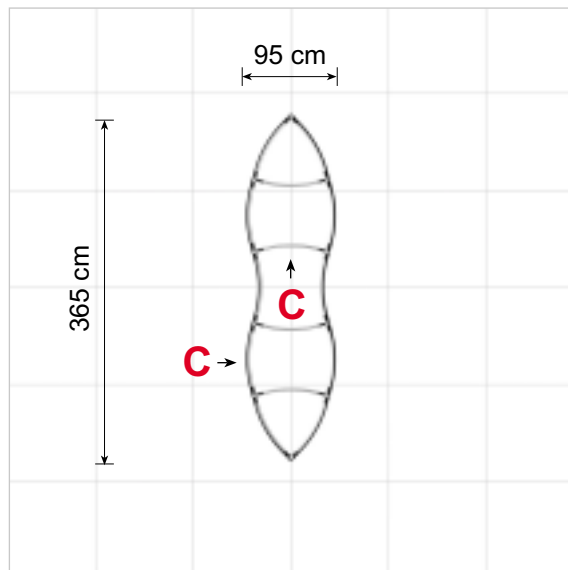
Tower unit **shape T₁₂** 450 cm

Side view



Ladder Needed 4m' High

Top view



ItemNo. 8947

Drawing no.	Tower unit shape T ₁₂ 450 cm	
	Components	All sided wall
A	Junction	40 pcs.
B	Leveling Junction	10 pcs.
C	Rod (purple)	70 pcs.
D	Rod (gold)	40 pcs.
E	Wing (gold)	40 pcs.
	Hanger	20 pcs.
	Clicker	20 pcs.

