




# Measurement for printing & cutting of panels

Metric / cm

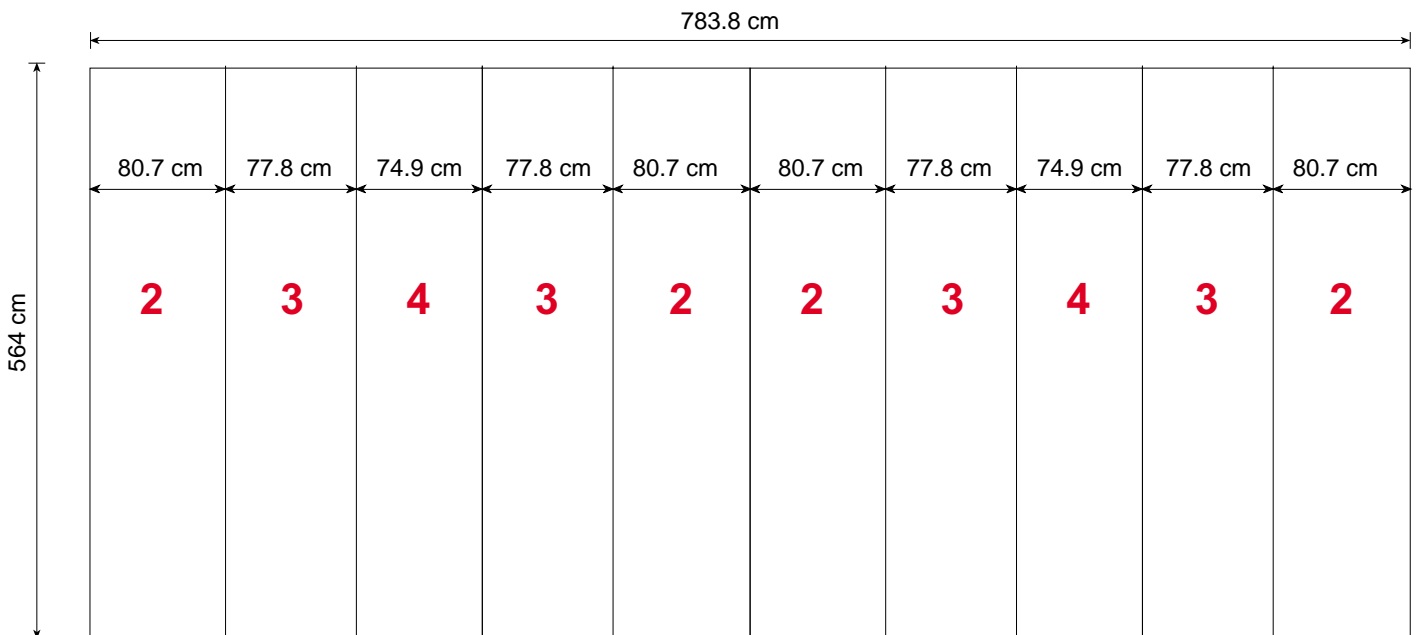
## Tower unit shape T<sub>12</sub> 560 cm

		Tower unit shape T <sub>12</sub> 560 cm			T <sub>12</sub> 
Panel no.	Quantity	Height	Width		
2	4	564 cm	80.7 cm		
3	4	564 cm	77.8 cm		
4	2	564 cm	74.9 cm		
<b>Total printing panels</b>		<b>10</b>			

ItemNo. 8948

The panels fit into two MB EGO Plastic Hard case.

Panel Area: 44 m<sup>2</sup>



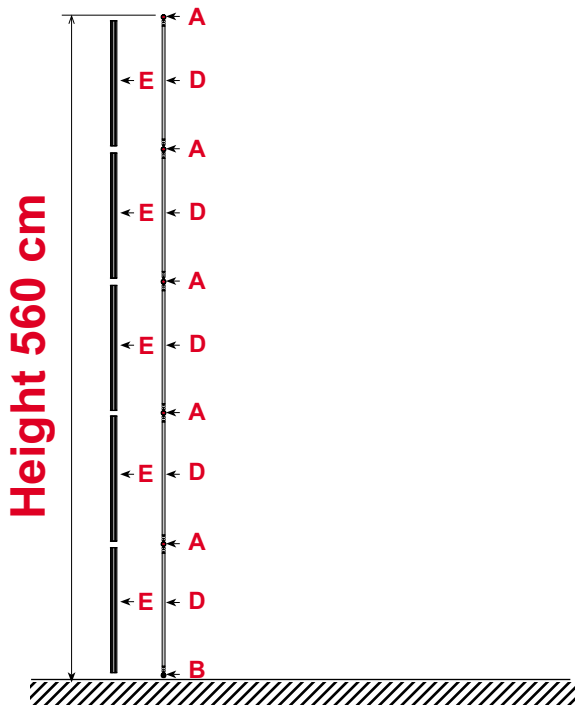


# Assembly information

Metric / cm

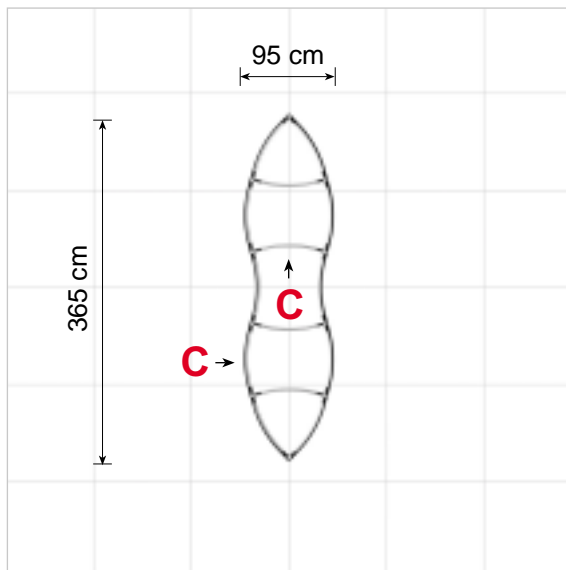
## Tower unit **shape T<sub>12</sub>** 560 cm

### Side view



Ladder Needed 5m' High

### Top view



ItemNo. 8948

Drawing no.	Tower unit shape T <sub>12</sub> 560 cm	
	Components	All sided wall
<b>A</b>	Junction	50 pcs.
<b>B</b>	Leveling Junction	10 pcs.
<b>C</b>	Rod (purple)	84 pcs.
<b>D</b>	Rod (gold)	50 pcs.
<b>E</b>	Wing (gold)	50 pcs.
	Hanger	20 pcs.
	Clicker	20 pcs.

